

4G Antennas and Related SAR for Wireless Eyewear Devices



JOURNEES SCIENTIFIQUES 2014, L'HOMME CONNECTÉ, PARIS

A. Cihangir¹, W. Whittow², C. Panagamuwa², F. Ferrero³, G. Jacquemod¹, F. Gianesello⁴, R. Pilard⁴, C. Luxey¹

1 EpOC, Université Nice-Sophia Antipolis

2 Wireless Communications Research Group, Loughborough University

3 CREMANT-CNRS-LEAT

4 STMicroelectronics, Crolles

OUTLINE

•INTRODUCTION

•FEASIBILITY
STUDY

•PROTOTYPES

•MEASUREMENTS

•CONCLUSION

- INTRODUCTION
- FEASIBILITY STUDY
 - BANDWIDTH POTENTIAL
 - SAR SIMULATIONS
- MANUFACTURED PROTOTYPES
- MEASUREMENT RESULTS
- CONCLUSION

INTRODUCTION

- Wearable technology devices becoming more popular day by day
- Smart watches, rings, glasses, etc...
- Many products, getting ready to be launched in 2014 by different companies
- What is exactly an eyewear device?
- “An interactive eyewear device that can transmit/receive information to its surroundings using EM waves”



PROBABLY NOT THE BEST WAY

•INTRODUCTION

•FEASIBILITY
STUDY

•PROTOTYPES

•MEASUREMENTS

•CONCLUSION

INTRODUCTION

- Products from different companies
- Limited connectivity to a hotspot or peripheral using Wi-Fi or Bluetooth
- Antennas generally placed behind the ear, like in a wireless headset
- Antenna problem is easy to solve, SAR out of concern

•INTRODUCTION

•FEASIBILITY
STUDY

•PROTOTYPES

•MEASUREMENTS

•CONCLUSION



VUZIX M100



RECON JET



OLYMPUS MEG4.0



OPTINVENT ORA

INTRODUCTION

- Products from different companies
- Limited connectivity to a hotspot or peripheral using Wi-Fi or Bluetooth
- Antennas generally placed behind the ear, like in a wireless headset
- Antenna problem is easy to solve, SAR out of concern


•INTRODUCTION

•FEASIBILITY
STUDY

•PROTOTYPES

•MEASUREMENTS

•CONCLUSION



INTRODUCTION

- These devices are foreseen to replace mobile phones in the future
 - ➔ Necessity for antennas covering LTE frequency bands
 - 700-960 MHz (Low-Band), 30% Bandwidth
 - 1.7-2.7GHz (High-Band), 45% Bandwidth
- Space reserved for the antenna is electrically small
 - ➔ Low real part of input impedance, high Q-factor
 - ➔ Low bandwidth potential
- Need to benefit the radiation coming from the currents induced on the system ground plane

•INTRODUCTION

•FEASIBILITY
STUDY

•PROTOTYPES

•MEASUREMENTS

•CONCLUSION

INTRODUCTION

- Capacitive coupling elements (CE)
- Inherently non-resonant
- Used to excite resonating currents on the ground plane
- Matching network needed to tune the antenna to desired bands

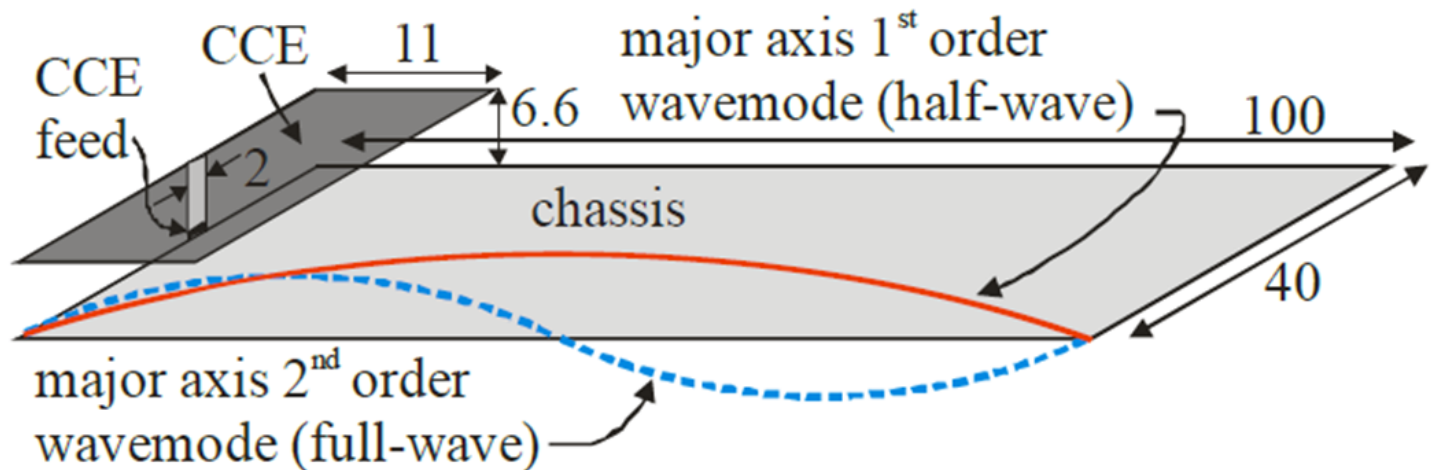
•INTRODUCTION

•FEASIBILITY
STUDY

•PROTOTYPES

•MEASUREMENTS

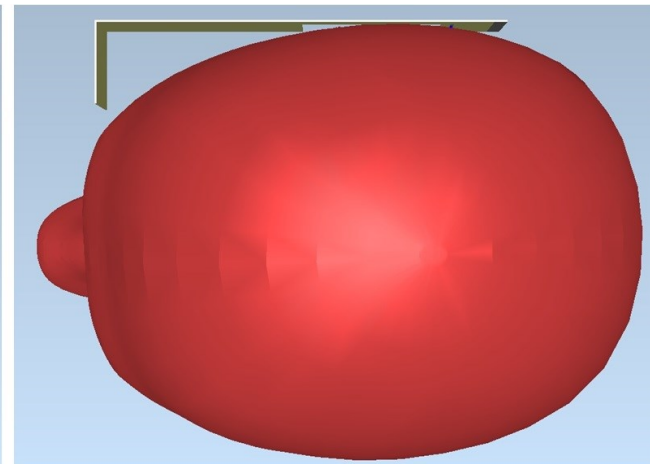
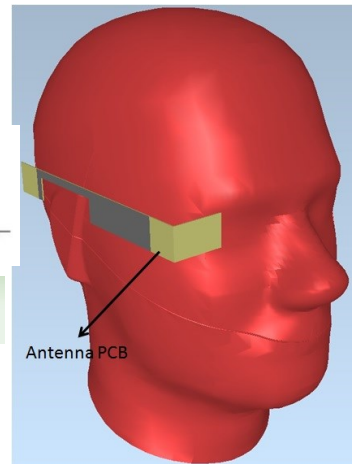
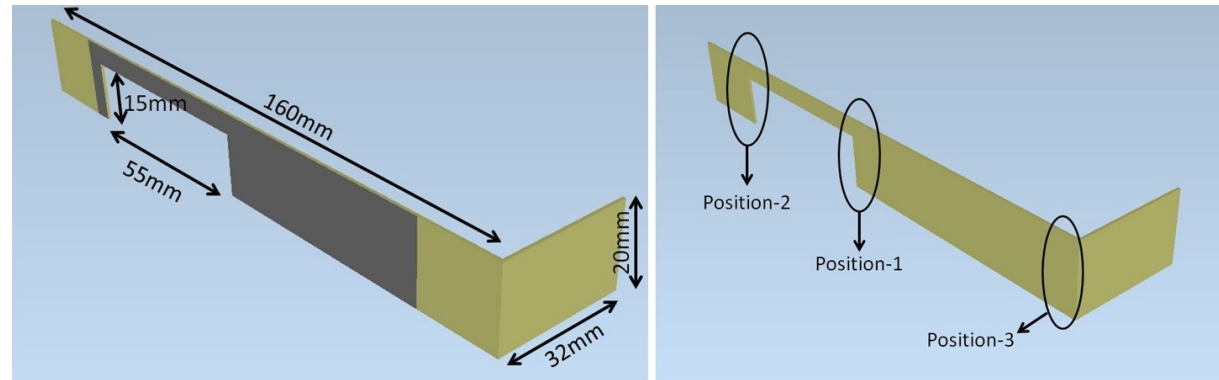
•CONCLUSION



J. Holopainen, "Compact UHF-band antennas for mobile terminals: focus on modelling, implementation, and user interaction," Ph.D. dissertation, Department of Radio Science and Engineering, AALTO University, Helsinki, 2011.

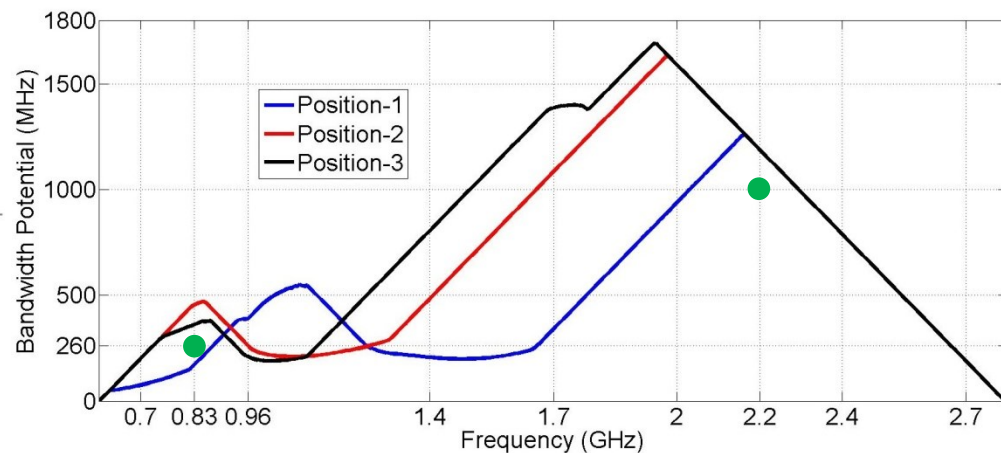
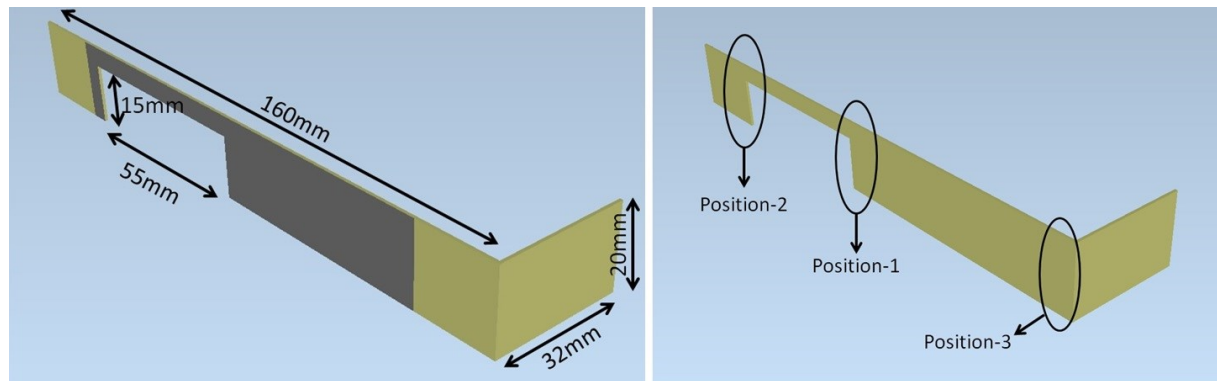
FEASIBILITY STUDY

- CE (printed on the FR4 substrate) evaluated in three different locations (Homogenous and heterogeneous models)



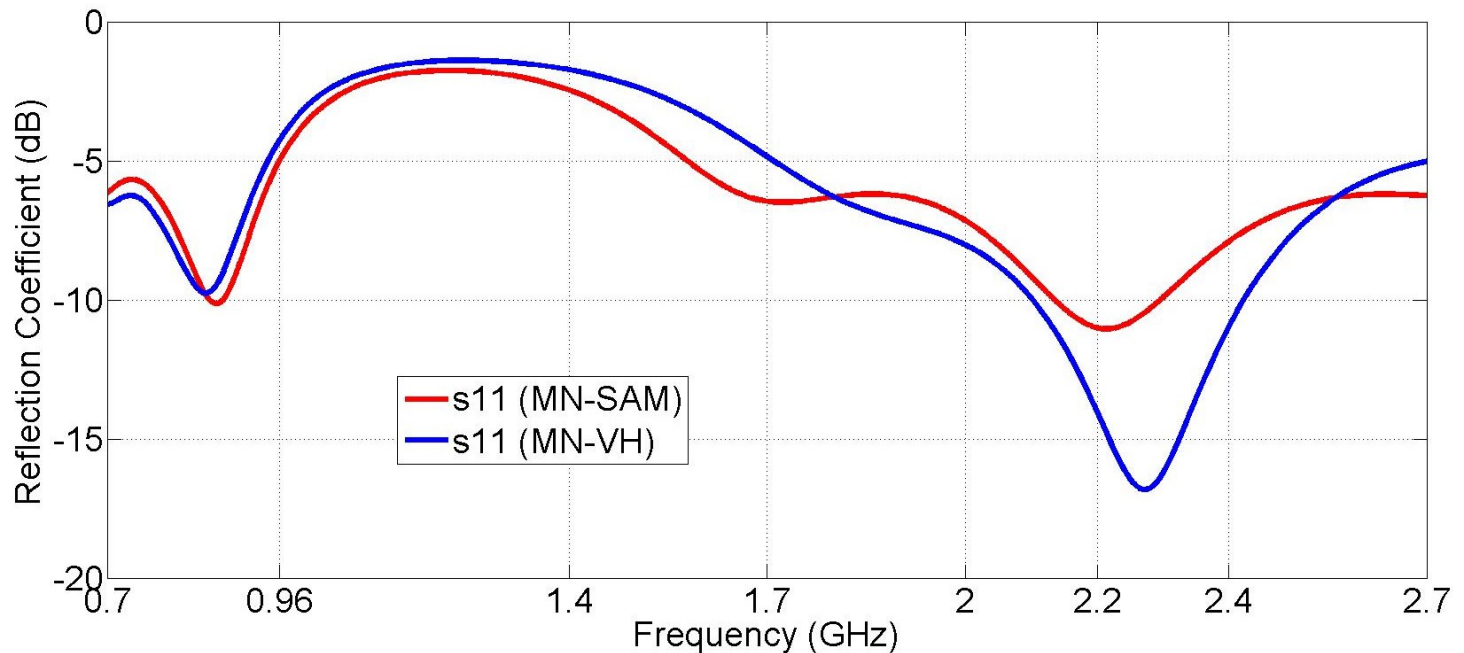
FEASIBILITY STUDY

- CE (printed on the FR4 substrate) evaluated in three different locations (Homogenous and heterogeneous models)



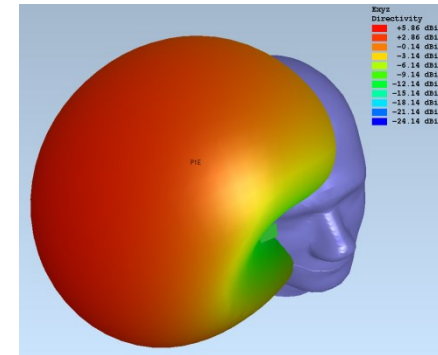
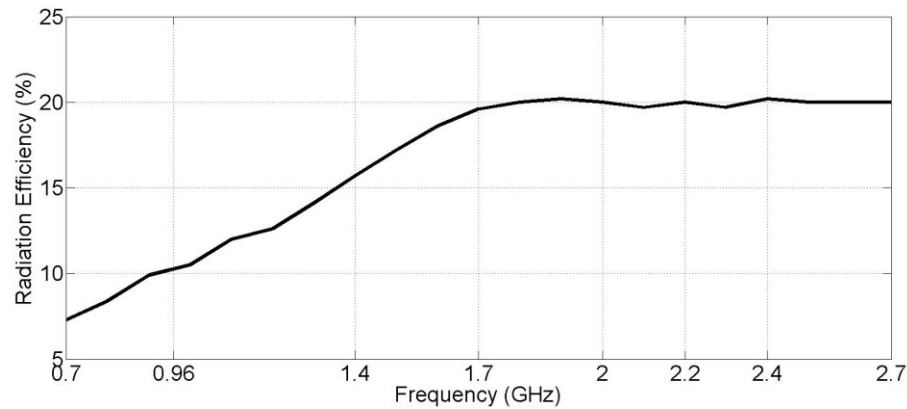
FEASIBILITY STUDY

- Antenna position-2 (behind the ear)
- MN consisting of two lumped elements
- Able to cover 0.7-0.96GHz and 1.7-2.7GHz

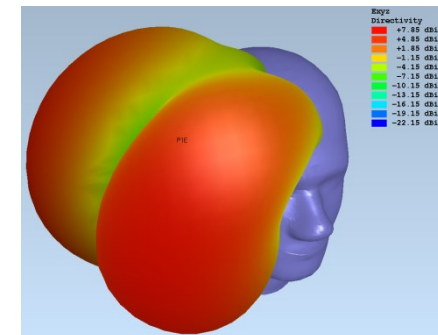


FEASIBILITY STUDY

- Position-2



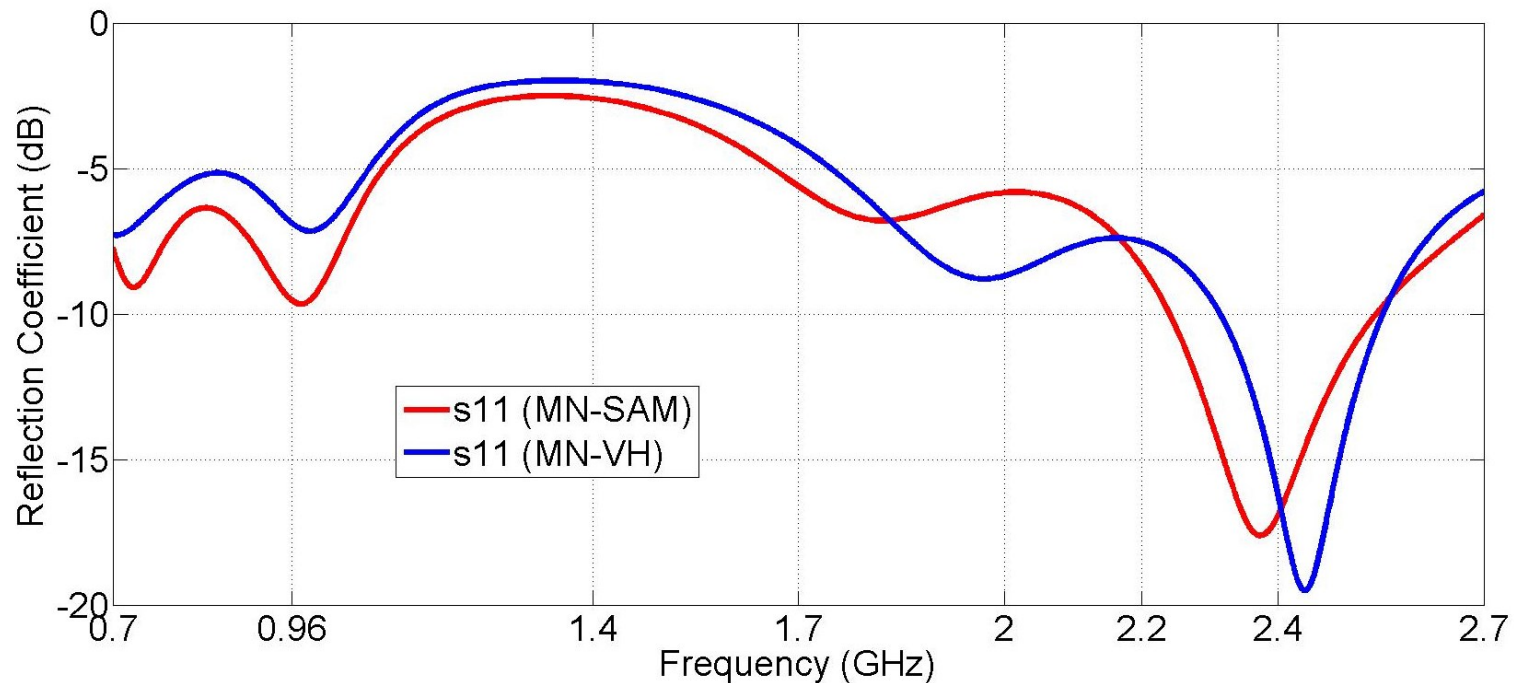
Pattern at 800MHz



Pattern at 2.2GHz

FEASIBILITY STUDY

- Antenna position-3 (close to the eye)
- MN consisting of three lumped elements
- Able to cover 0.7-0.96GHz and 1.7-2.7GHz



•INTRODUCTION

•FEASIBILITY
STUDY

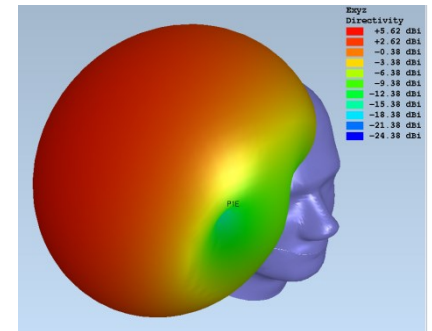
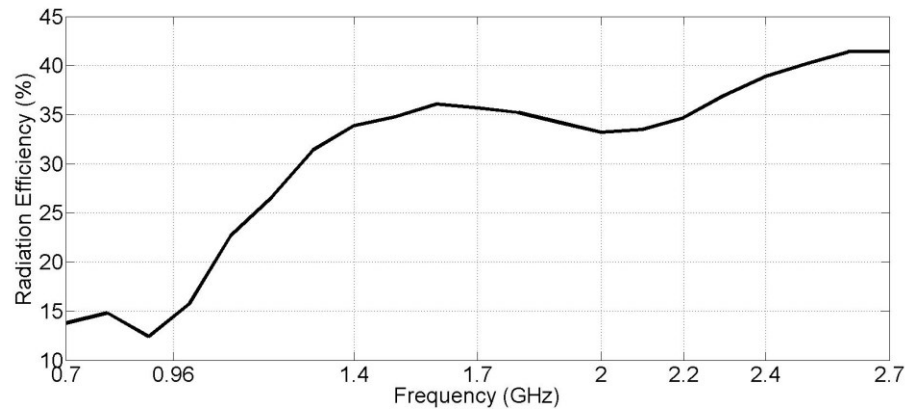
•PROTOTYPES

•MEASUREMENTS

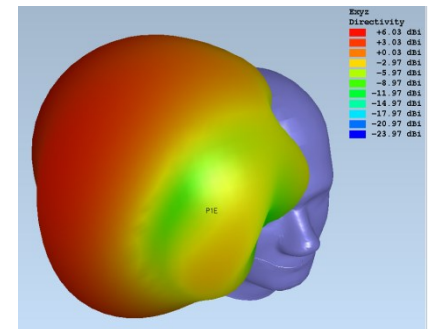
•CONCLUSION

FEASIBILITY STUDY

- Position-3



Pattern at 800MHz



Pattern at 2.2GHz

FEASIBILITY STUDY

- SAR simulations done with both SAM (homogenous) and VH (heterogeneous) head models
- European standard: 2W/kg averaged over 10g tissue
- US Standard: 1.6W/kg averaged over 1g tissue

**PROBLEM
IN SAR !**

			0.25W incident power	
Position	Freq (MHz)	Radiation Eff (%)	1g SAR	10g SAR
1	1900	25	7.86	3.32
1	2200	36	4.31	2.07
1	2500	42	4.36	1.54
2	835	10	4.33	2.08
2	1900	20	2.97	1.47
2	2200	21	4.18	1.99
2	2500	21	3.68	1.83
3	835	13	4.17	2.03
3	1900	38	2.47	1.18
3	2200	33	2.22	1.04
3	2500	37	1.96	0.82
Limit			1.6	2

•INTRODUCTION

•FEASIBILITY
STUDY

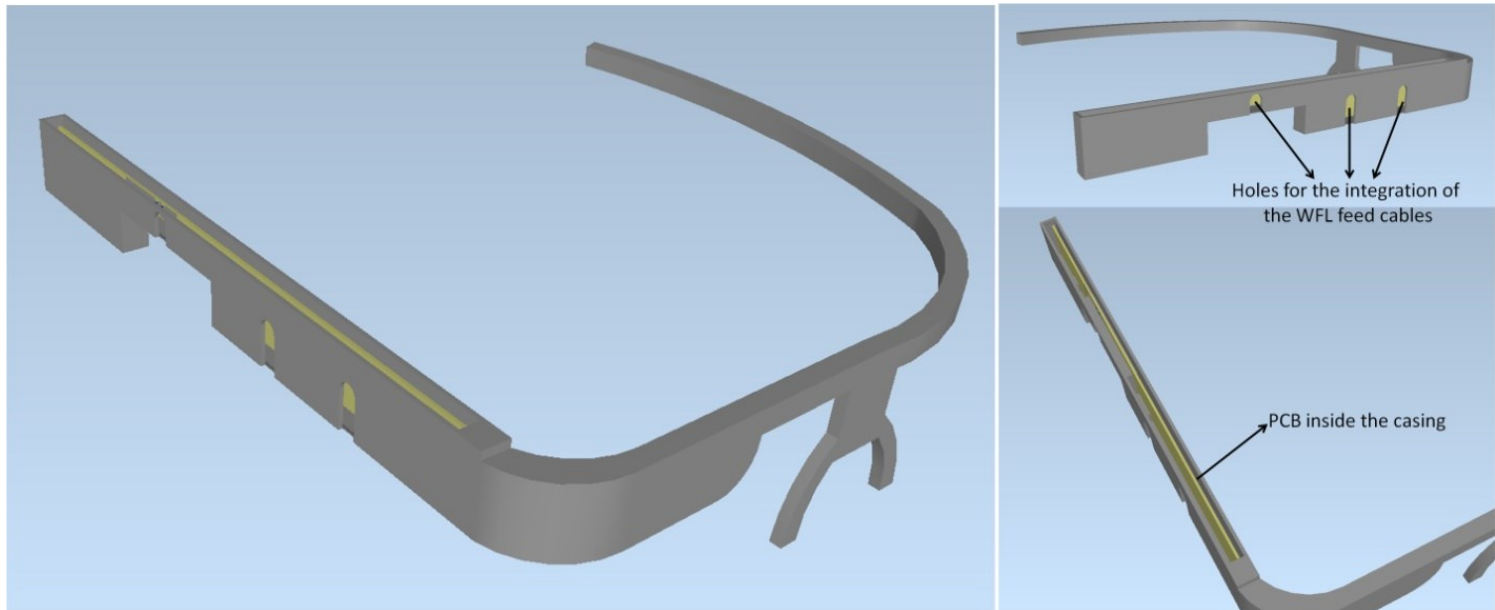

•PROTOTYPES

•MEASUREMENTS

•CONCLUSION

REALISTIC PROTOTYPES

- Realistic dielectric frame generic for three prototypes
- Manufactured using a 3D printer
- ABS Material, $\epsilon_r=2.97$, $\delta_{\text{loss}}=0.029$
- Antennas excited by WFL cables



•INTRODUCTION

•FEASIBILITY
STUDY

•PROTOTYPES

•MEASUREMENTS

•CONCLUSION

REALISTIC PROTOTYPES

- Realistic dielectric frame generic for three prototypes
- Manufactured using a 3D printer
- ABS Material, $\epsilon_r=2.97$, $\delta_{\text{loss}}=0.029$
- Antennas excited by WFL cables



•INTRODUCTION

•FEASIBILITY
STUDY

•PROTOTYPES

•MEASUREMENTS

•CONCLUSION

MEASUREMENTS

- S-Parameter and efficiency measurements



Free Space



With Head

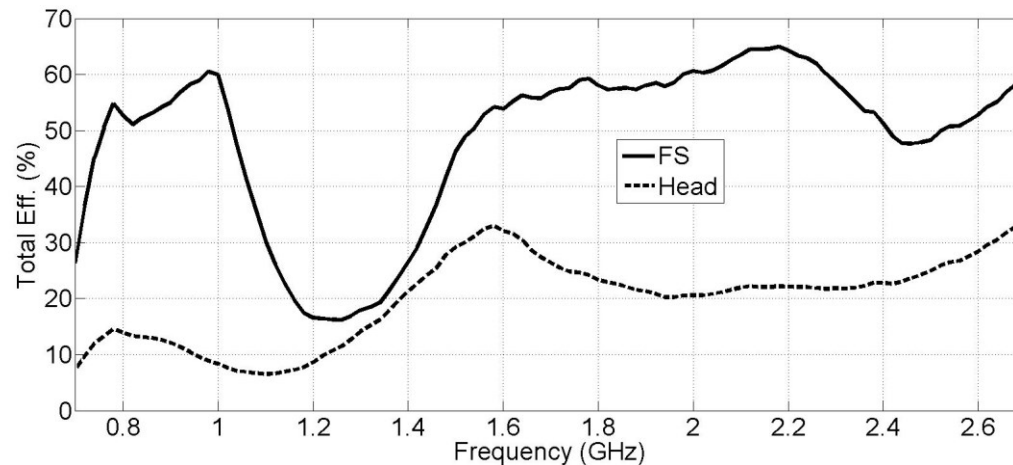


With Head & Hand

- INTRODUCTION
- FEASIBILITY STUDY
- PROTOTYPES
- MEASUREMENTS
- CONCLUSION

MEASUREMENTS

- Prototype-1 (CE placed close to the eye)
- MN consisting of three lumped components



•INTRODUCTION

•FEASIBILITY
STUDY

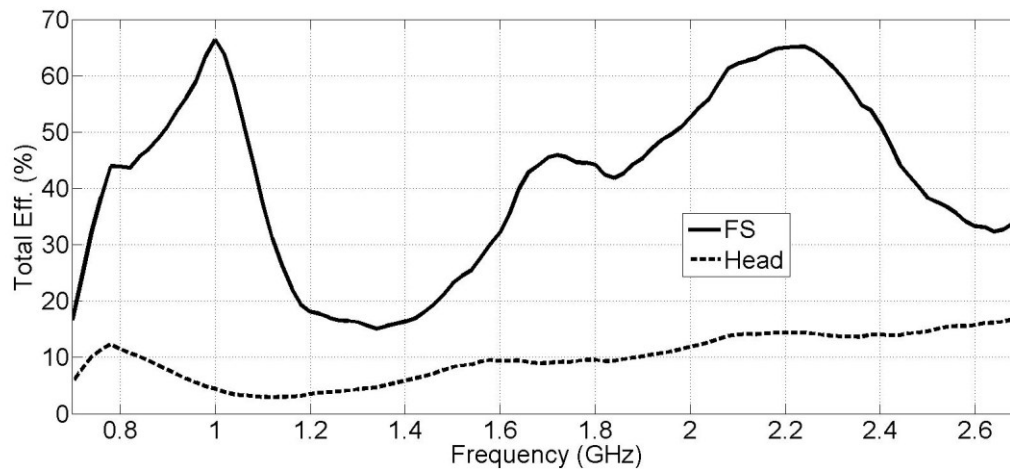
•PROTOTYPES

•MEASUREMENTS

•CONCLUSION

MEASUREMENTS

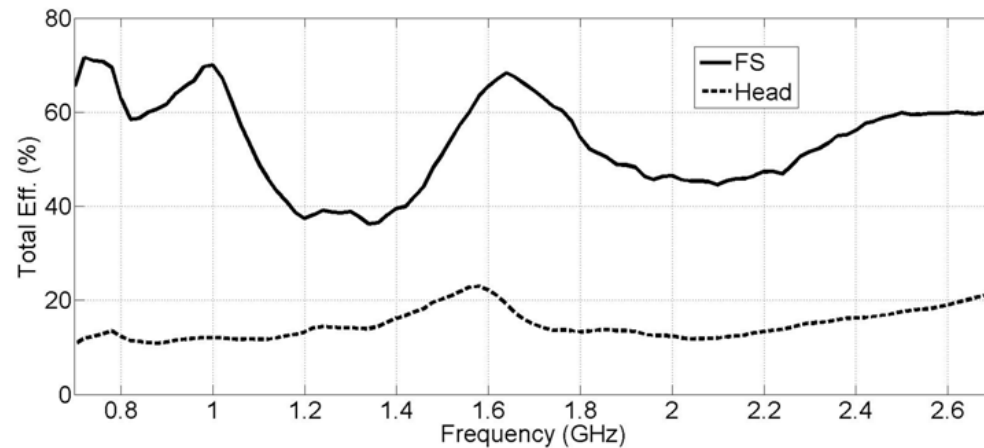
- Prototype-2 (CE placed in the middle of PCB)
- MN consisting of three lumped components



- INTRODUCTION
- FEASIBILITY STUDY
- PROTOTYPES
- MEASUREMENTS
- CONCLUSION

MEASUREMENTS

- Prototype-3 (CE placed behind the ear)
- MN consisting of three lumped components



•INTRODUCTION

•FEASIBILITY
STUDY

•PROTOTYPES

•MEASUREMENTS

•CONCLUSION

SAR SIMULATIONS

- Similar SAR trend as feasibility study in simulations
- Higher SAR than the limit for 1g and closer to the limit for 10g (for 0.25W input power)
- Secondary hot-spots may be observed in the eye for heterogeneous head model

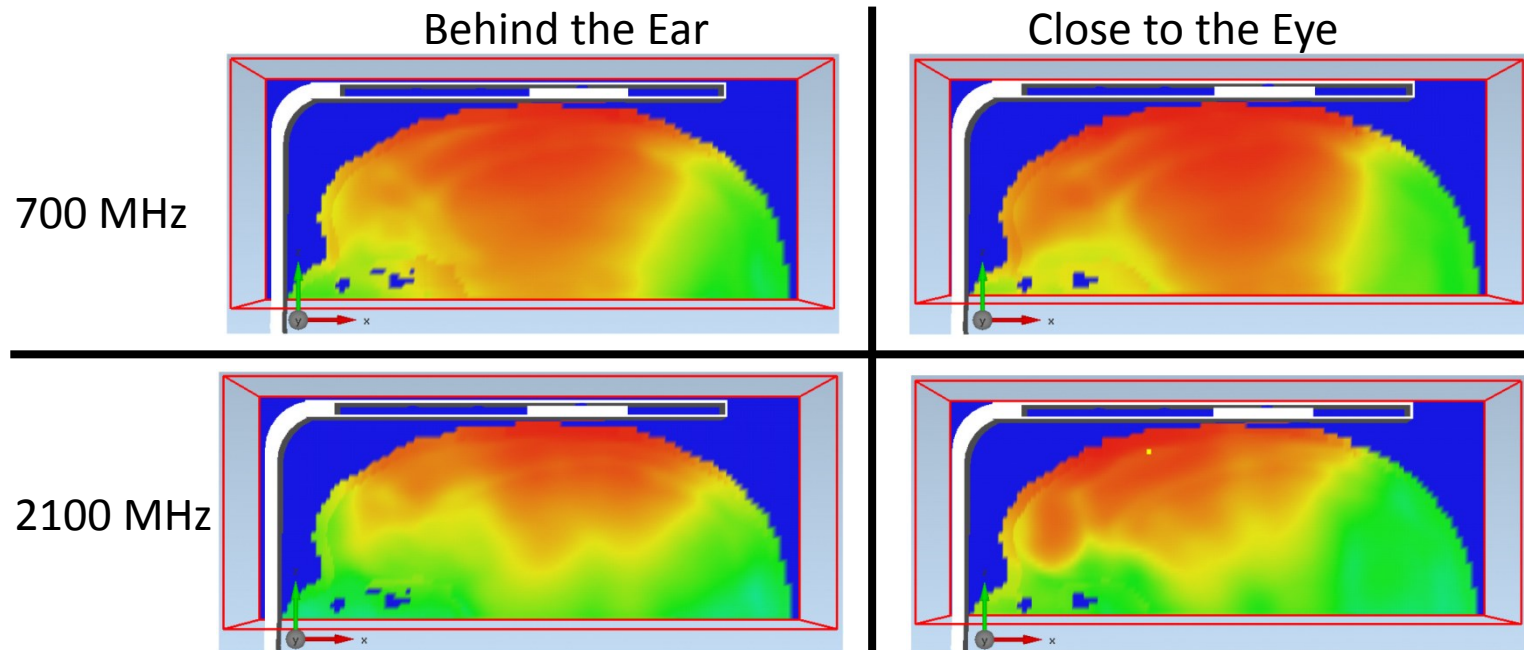
•INTRODUCTION

•FEASIBILITY
STUDY

•PROTOTYPES

•MEASUREMENTS

•CONCLUSION



SAR MEASUREMENTS

- SAR measurements planned to be done soon
- DASY4 SAR measurement system



•INTRODUCTION

•FEASIBILITY
STUDY

•PROTOTYPES

•MEASUREMENTS

•CONCLUSION



CONCLUSION

- LTE antenna designs using CEs for eyewear applications
- Feasibility study
 - BW Potential enough to obtain dual-band coverage
 - SAR levels exceeding or close to the limit !
- Realistic prototypes with a dielectric frame
 - Good agreement with simulations
 - S-Parameter and efficiency measurements
- SAR measurements planned to be done soon
- MIMO implementation to be presented in AP-S 2014 conference

•INTRODUCTION

•FEASIBILITY
STUDY

•PROTOTYPES

•MEASUREMENTS

•CONCLUSION



THANK YOU FOR LISTENING



ANY QUESTIONS ?

JOURNEES SCIENTIFIQUES 2014
L'HOMME CONNECTÉ
26.03.2014